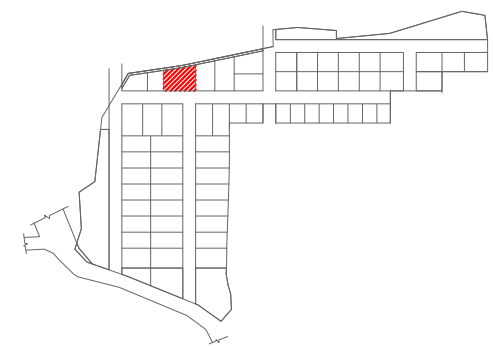


CONCEPT



PLOT AREA SF- 800 SQ.YARDS

	BUA (A) (SQ.FT)	BALCONY (B) (SQ.FT)
GROUND FLOOR	2027.11	0.00
FIRST FLOOR	1395.04	220.68
SECOND FLOOR	1190.28	101.18
TOTAL BUA (A+B)	4934.29	
PARKING	616.12	
TERRACE (COVERED)	487.13	
TERRACE (UNCOVERED)	224.90	
DECK / UTILITY / GAZEBO	232.77	
TOTAL SBUA	6495.21	

- GENERAL NOTES :
- In case of all specialist works, details and any deviations from this construction drawing, the contractor / sub-contractor are to provide shop drawings for architect's / Engineer's approval prior to construction.
 - This drawing should be read and not measured.
 - All dimensions are in millimeters unless stated otherwise.
 - All drawings must be cross referenced in case of any doubt / discrepancy.
 - FFL represents finished floor levels.
 - All dimensions shown in the drawings are structural / masonry dimensions.
 - All architectural drawings must be referred in coordination with structural drawings.

REV.	DESCRIPTION	DONE BY	DATE

ARCHITECTS :

FHD GROUP ARCHITECTURE

www.fhdgroup.in

Fountainhead Architects Pvt. Ltd.
Plot # 15, B-3-684 / 3-15, LIC Colony,
Sirinega Colony, Hyderabad - 500073
P. +91 40 23743324 / 25
F. + 91 40 6662 1253

CLIENT : AUGMENTED REALTY

PROJECT TITLE :
PROPOSED VILLAS @ VIZAG (SITE - 800 SQ YARDS)

DRAWING TITLE :
SOUTH FACING VILLA- GROUND FLOOR PLAN

FHD PROJECT NO :

DRAWING NO	REV.	R0

ARCHITECT	MR	APPROVED	MR
SCALE	1:100	DRAWN BY	PR
DATE	18-10-2021	CHECKED BY	NC

RELEASED FOR

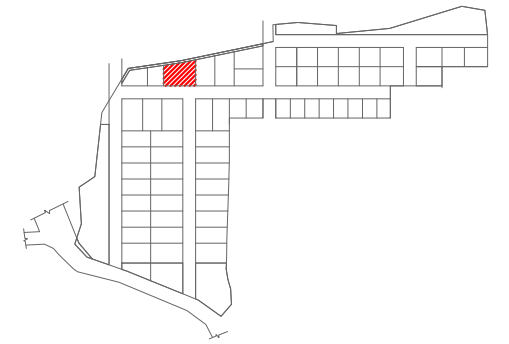
PRELIMINARY INFORMATION APPROVAL TENDER CONSTRUCTION

This drawing is copyright and may not be copied without prior written consent. The contractor shall verify all dimensions on site before commencing any work or shop drawing. Any discrepancies occurring in this drawing must be referred to the Architect before the commencement of work.





CONCEPT



PLOT AREA SF- 800 SQ.YARDS		
	BUA (A) (SQ.FT)	BALCONY (B) (SQ.FT)
GROUND FLOOR	2027.11	0.00
FIRST FLOOR	1395.04	220.68
SECOND FLOOR	1190.28	101.18
TOTAL BUA (A+B)	4934.29	
PARKING	616.12	
TERRACE (COVERED)	487.13	
TERRACE (UNCOVERED)	224.90	
DECK / UTILITY / GAZEBO	232.77	
TOTAL SBUA	6495.21	

GENERAL NOTES :

- In case of all specialist works, details and any deviations from this construction drawing, the contractor / sub-contractor are to provide shop drawings for architect's / Engineer's approval prior to construction.
- This drawing should be read and not measured.
- All dimensions are in millimeters unless stated otherwise.
- All drawings must be cross referenced in case of any doubt / discrepancy.
- FFL represents finished floor levels.
- All dimensions shown in the drawings are structural / masonry dimensions.
- All architectural drawings must be referred in coordination with structural drawings.

REV.	DESCRIPTION	DONE BY	DATE

ARCHITECTS :



CLIENT : AUGMENTED REALTY

PROJECT TITLE :
PROPOSED VILLAS @ VIZAG (SITE - 800 SQ YARDS)

DRAWING TITLE :
SOUTH FACING VILLA- FIRST FLOOR PLAN

FHD PROJECT NO :

DRAWING NO	REV.	R0

ARCHITECT	MR	APPROVED	MR	
SCALE	1:100	DRAWN BY	PR	
DATE	16-10-2021	CHECKED BY	NC	

RELEASED FOR

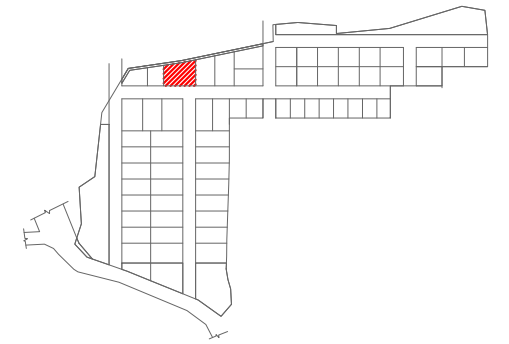
- PRELIMINARY
 INFORMATION
 APPROVAL
 TENDER
 CONSTRUCTION

This drawing is copyright and may not be copied without prior written consent. The contractor shall verify all dimensions on site before commencing any work or shop drawing. Any discrepancies occurring in this drawing must be referred to the Architect before the commencement of work.





CONCEPT



PLOT AREA SF- 800 SQ.YARDS		
	BUA (A) (SQ.FT)	BALCONY (B) (SQ.FT)
GROUND FLOOR	2027.11	0.00
FIRST FLOOR	1395.04	220.68
SECOND FLOOR	1190.28	101.18
TOTAL BUA (A+B)	4934.29	
PARKING	616.12	
TERRACE (COVERED)	487.13	
TERRACE (UNCOVERED)	224.90	
DECK / UTILITY / GAZEBO	232.77	
TOTAL SBUA	6495.21	

GENERAL NOTES :

- In case of all specialist works, details and any deviations from this construction drawing, the contractor / sub-contractor are to provide shop drawings for architect's / Engineer's approval prior to construction.
- This drawing should be read and not measured.
- All dimensions are in millimeters unless stated otherwise.
- All drawings must be cross referenced in case of any doubt / discrepancy.
- FFL represents finished floor levels.
All dimensions shown in the drawings are structural / masonry dimensions.
- All architectural drawings must be referred in coordination with structural drawings.

REV.	DESCRIPTION	DONE BY	DATE

ARCHITECTS :

FHD GROUP ARCHITECTURE
 Fountainhead Architects Pvt. Ltd.
 Plot # 15, B-3-684 / 3-15, LIC Colony,
 Sirsagar Colony, Hyderabad - 500073
 P. +91 40 23743324 / 25
 F. + 91 40 66621253

CLIENT : AUGMENTED REALTY

PROJECT TITLE :
 PROPOSED VILLAS @ VIZAG (SITE - 800 SQ YARDS)

DRAWING TITLE :
 SOUTH FACING VILLA- SECOND FLOOR PLAN

FHD PROJECT NO :

DRAWING NO	ARCHITECT	APPROVED	MR	REV.	R0
	MR				
SCALE	1:100	DRAWN BY	PR		
DATE	16-10-2021	CHECKED BY	NC		

RELEASED FOR

- PRELIMINARY INFORMATION APPROVAL TENDER CONSTRUCTION

This drawing is copyright and may not be copied without prior written consent. The contractor shall verify all dimensions on site before commencing any work or shop drawing. Any discrepancies occurring in this drawing must be referred to the Architect before the commencement of work.

